




New Student and Family Programs

Orientation

Summer/Fall 2026
Transfer Schedule

**Please note: all schedule components are required, unless otherwise stated. It is a university requirement to complete Orientation in full in order to be able to register for courses.*



ALL ATTENDEES

| TIME: | SESSION: | DESCRIPTION: |
|---|---|---|
| 8:30am – 9:00am <i>(April 24, May 8, July 15, July 29 only)</i> | EXCEL/COMPASS Meeting Student Union, <i>Garden Key Meeting Room (2nd Floor; Room 221)</i> | Required for EXCEL/COMPASS students and their families only: Join staff from EXCEL/COMPASS to learn about the program, meet peers, and ask any questions you might have. <i>Please note: this meeting is required for EXCEL/COMPASS students attending Transfer Orientation on April 24, May 8, July 15, and July 29 only.</i> |
| 8:15am – 9:00am | Veteran & Veteran Dependent Meeting Student Union, <i>Key West Ballroom (2nd Floor; Room 218)</i> | Required for Active Duty, Veterans, and military-connected family members: Before your Orientation day, please report to the second floor of the Student Union to connect with the Military & Veteran Student Success staff. Their team will discuss the enrollment verification process, how to certify your semester benefits, and ensure your educational funding is aligned and processed correctly. MVSS staff will email you ahead of time with the required documents so you can arrive prepared and confident. We will introduce you to the CASTLE framework and discuss additional resources offered to include peer success coaches, student organizations, and other programs specifically for you. |

STUDENTS


| TIME: | SESSION: | DESCRIPTION: |
|------------------------|---|--|
| 8:45am - 9:15am | Orientation Student Check-In Student Union, <i>Pegasus Ballroom</i> | Welcome to UCF! Let's start your Orientation with some excitement! Students will check in for your reserved orientation with your assigned Orientation Leader in the Pegasus Ballroom of the Student Union. If your myUCF account still shows you have a Health Hold, there will also be representatives from Student Health Services outside the Pegasus Ballroom to help answer questions. |
| 9:15am - 9:35am | Welcome to UCF! Student Union, <i>Pegasus Ballroom</i> | The official start of UCF Orientation! We will be discussing what to expect for the day, sharing some helpful advice for making the most of your experience, and teach you the important UCF traditions every new Knight must know. Get excited! |

FAMILIES & GUESTS

| TIME: | SESSION: | DESCRIPTION: |
|------------------------|---|---|
| 8:45am - 9:15am | Orientation Family & Guest Check-In Student Union, <i>Cape Florida Ballroom (3rd Floor; Room 316)</i> | Welcome to UCF! Let's start your Family & Guest Orientation with some excitement! Families will head up to the third floor outside of the Cape Florida Ballroom of the Student Union and meet with Orientation Leaders to get checked in for the day. |
| 9:15am - 9:40am | Welcome to UCF! Student Union, <i>Cape Florida Ballroom (3rd Floor; Room 316)</i> | The official start of UCF Orientation! We will be discussing what to expect for the day, sharing some helpful advice for making the most of your experience as a supporter. You'll also learn about UCF traditions and hear why UCF is the university of the future. Get excited! |

**Contents in gold boxes indicates both students and families and guests will be together.*

**Meals provided with Orientation reservation: Lunch*



STUDENTS

| TIME: | SESSION: | DESCRIPTION: |
|------------------|---|--|
| 9:35am - 10:20am | Transfer Thriving: 10 Tips to Success Student Union, <i>Pegasus Ballroom</i> | Transferring to UCF is a big transition and comes with lots of questions! This presentation is designed with YOU in mind and will give you ten tangible tips to be successful at UCF. You'll get the chance to hear about various aspects of campus life and reflect with fellow students, all in the hopes of supporting your journey as a Transfer Knight. |

FAMILIES & GUESTS

| TIME: | SESSION: | DESCRIPTION: |
|------------------|---|--|
| 9:40am - 10:20am | Navigating UCF Student Union, <i>Cape Florida Ballroom (3rd Floor; Room 316)</i> | Knowing the basics of a large institution can be overwhelming. In this session, you will learn all the essential things to frame the rest of your Orientation experience, like who's who at the institution, how things are structured, UCF systems, and important policies and processes. |

ALL ATTENDEES


| TIME: | SESSION: | DESCRIPTION: |
|-------|----------|--------------|
|-------|----------|--------------|

BREAKOUT SESSIONS – Rotation #1

| | | |
|-------------------|---|---|
| 10:35am – 11:05am | Financial Aid & Fee Payment Student Union, <i>Pegasus Ballroom</i> | Learn how to pay your UCF tuition, use Florida Prepaid, manage third party payments, and access financial aid – all in one session! Presented by Student Account Services and Student Financial Assistance. Please note: this presentation is offered during Rotation #1 and Rotation #2. |
| | Living the Knight Life: The Essential Resources Student Union, <i>Key West Ballroom (2nd Floor; Room 218)</i> | Want to learn more about being a Knight from campus resources? During this session you will hear from the Campus Store, Dining Services, FAIRWINDS Credit Union, Parking & Transportation Services, and Student Neighborhood Relations to learn more about how they support and involve Knights. |
| | Well-Being at UCF Student Union, <i>Garden Key Meeting Room (2nd Floor; Room 221)</i> | UCF cares about student success and part of this is ensuring students are not only excelling academically, but also holistically. This presentation will discuss wellness resources including Counseling & Psychological Services, Recreation & Wellness, Student Health Services, and Wellness & Health Promotion Services, that all help students be prepared to face the challenges they might encounter while pursuing their education. |
| | Student Accessibility Services Student Union, <i>Egmont Key Meeting Room (2nd Floor; Room 224)</i> | Come learn more about Student Accessibility Services and the process for requesting reasonable accommodations for students with disabilities at UCF, as the general process is different from K-12 and/or your previous institution. You'll meet staff from their office, learn about the resources they offer, how students complete the application process, and be able to ask questions. |

*Contents in gold boxes indicates both students and families and guests will be together.

*Meals provided with Orientation reservation: Lunch



ALL ATTENDEES

| TIME: | SESSION: | DESCRIPTION: |
|-------------------|---|---|
| 10:35am – 11:05am | You Belong Here: Navigating the Transfer Student Experience Student Union, <i>Cape Florida Ballroom (3rd Floor; Room 316)</i> | This session will help build a sense of belonging by introducing you to the UCF Transfer Center, transfer specific student organizations, and Knight Connect, the hub for getting involved on campus. Learn how to find your community, make meaningful connections, and take advantage of the resources designed to support your success at UCF! |

BREAKOUT SESSIONS – Rotation #2

| | | |
|-------------------|---|--|
| 11:20am – 11:50am | Financial Aid & Fee Payment Student Union, <i>Pegasus Ballroom</i> | Learn how to pay your UCF tuition, use Florida Prepaid, manage third party payments, and access financial aid – all in one session! Presented by Student Account Services and Student Financial Assistance. Please note: this presentation is offered during Rotation #1 and Rotation #2. |
| | Knight to Knight Social Student Union, <i>Key West Ballroom (2nd Floor; Room 218)</i> | Successful UCF students are those that build a community of fellow Knights. This breakout session will give you time to meet other Transfer students and make connections. Get ready to mingle! |
| | Study Abroad Student Union, <i>Garden Key Meeting Room (2nd Floor; Room 221)</i> | Global experiences are a critical component to being a competitive and workforce-ready UCF graduate. Students will leave this session with an understanding of their opportunities to study abroad and how to apply and fund their global experience. |
| | Charging Into Leadership: How To Become an Orientation Leader Student Union, <i>Egmont Key Meeting Room (2nd Floor; Room 224)</i> | An important part of being a Knight is joining programs that connect to your personal purpose. Come learn how being a UCF Orientation Leader can help you live your purpose, develop leadership and professional skills, and build a UCF family! |
| | Launching Futures: Dixon Career Development Center Student Union, <i>Cape Florida Ballroom (3rd Floor; Room 316)</i> | Career development isn't something to wait on until your final semester - it's a journey that starts early and evolves over time. Learn more about how the Dixon Career Development Center connects you to the tools, resources, and support to help you take your next step with confidence. |

*Contents in gold boxes indicates both students and families and guests will be together.

*Meals provided with Orientation reservation: Lunch



STUDENTS

| TIME: | SESSION: | DESCRIPTION: |
|-------------------|--|---|
| 12:00pm – 12:55pm | Student Lunch Student Union, <i>Pegasus Ballroom</i> | Lunch with your fellow new Knights provided by UCF Dining Services. Orientation staff will dismiss you to specific catering lines and spaces. <i>Please note: Families and guests will have a separate lunch.</i> |
| 1:00pm | What's Next & Dismissal to Academic Colleges Student Union, <i>Pegasus Ballroom</i> | What should you be thinking about following Orientation? We can help! You'll hear next steps and how to stay connected to New Student and Family Programs before we end our Orientation program. We'll then leave in small groups per academic college to go to Academic Success Coaching & Course Registration. |
| 1:30pm – 4:45pm | Academic Success Coaching & Course Registration Various Locations | Time to start making moves! Follow an Orientation Leader to your respective academic college for a presentation from Academic Success Coaches on your college's specific requirements, services, and expectations related to your academic program. Then, you will be coached on what courses to register for, and then officially register. Once done registering, you will take the official Orientation Checkout Survey in order to complete your full Orientation requirements. <i>Please note: families and guests are unable to attend Academic Success Coaching & Course Registration.</i> |

FAMILIES & GUESTS


| TIME: | SESSION: | DESCRIPTION: |
|-------------------|---|--|
| 12:05pm – 12:35pm | Supporting Your Transfer Knight Student Union, <i>Cape Florida Ballroom (3rd Floor; Room 316)</i> | What is "Transfer Shock?" How are transfer students supported at UCF? This presentation from the UCF Transfer Center will answer these questions and much more, including how families can support students' transfer journeys. |
| 12:40pm – 1:25pm | Family & Guest Lunch Retail Dining Locations (Student Union Food Court, Student Union Starbucks, or John T. Washington Center Breezeway Chick-Fil-A) | Use the UCF Retail Dining Orientation Lunch card you received from our staff to get lunch at a Retail Dining location. <i>Please note: students will have a separate lunch with their assigned Orientation team.</i> |
| 1:25pm – 1:55pm | Charge On to Success Student Union, <i>Cape Florida Ballroom (3rd Floor; Room 316)</i> | Learn more about how students can succeed academically while at UCF. This presentation will discuss successful strategies and academic support programs and resources |
| 1:55pm – 2:25pm | Safe & Responsible Knights Student Union, <i>Cape Florida Ballroom (3rd Floor; Room 316)</i> | We know that safety is a top concern for any support system for a college student. This presentation will cover the ins and outs of safety resources at UCF, explain the expectations around rights and responsibilities of students on and off campus, and important policies they should know about. You'll hear directly from the UCF Police Department, Victim Services, Student Conduct & Academic Integrity, Student Care Services, and the Office of Nondiscrimination and Accommodations Compliance. |
| 2:25pm – 2:45pm | What's Next Student Union, <i>Cape Florida Ballroom (3rd Floor; Room 316)</i> | What are additional things you and your student should think about after leaving Orientation? We can help! You'll hear about next steps and how to stay involved and connected to UCF as a supporter before we officially end our Orientation program. |

*Contents in gold boxes indicates both students and families and guests will be together.

*Meals provided with Orientation reservation: Lunch



ALL ATTENDEES

| TIME: | SESSION: | DESCRIPTION: |
|---|---|--|
| 2:45pm – 5:00pm | Visit the UCF Campus Store (Optional) Campus Store, <i>John T. Washington Center Breezeway</i> or Campus Store, Barnes & Noble @ UCF, <i>Knights Plaza near Addition Financial Arena</i> | Welcome to UCF! Stop by a UCF Campus Store location today to stock up on all things UCF spirit gear, college essentials, or to browse fun gifts. Use the QR code to the right or go to https://bit.ly/newknight10 to sign up and receive 10% off your first logo purchase. Our way of welcoming you to the Knight family! |
| | |  |
| 3:00pm – 4:45pm (leaving every 15 minutes; last tour leaves at 4:15pm) | Campus Tours (Optional) Student Union, <i>Atrium and Various Locations</i> | Orientation Leaders will be leading optional campus tours, showing you all the spots on campus you should know about and giving you UCF trivia along the way. Tour groups leave every 15 minutes from the Student Union Atrium; look for an Orientation Leader holding a “Campus Tours” sign near the UCF Seal! Tours are 30 minutes long and the last tour will depart the Student Union at 4:15pm. |
| 3:00pm – 4:45pm | Transfer Center Lounge (Optional) UCF Transfer Center, <i>Trevor Colbourn Hall (2nd Floor; Room 215)</i> | Stop by the UCF Transfer Center to unwind and grab a snack! Transfer Center staff will be present so you can meet the Transfer Squad and learn about upcoming events, sign up for transfer support success coaching, and even play games and meet other transfer students and their families. Doors open at 3:00pm. |
| 3:00pm – 4:45pm | Veteran & Veteran Dependent Verification (Optional) Office of Military and Veteran Student Success, <i>Addition Financial Arena, 4210 E Plaza Dr.</i> | For Veterans/Veteran Dependents and their families only: Whenever you are done with registering for courses, please report to the Military and Veteran Student Success office where staff will continue to review the verification of enrollment process and certify your semester benefits information to the Department of Veterans Affairs. MVSS will email you ahead of time with the documents you will be required to bring. There will also be additional resources within the MVSS space to provide information on peer-to-peer support, Student Veterans of America, and other programs offered at UCF specifically for you. |
| 3:00pm – 5:00pm | Resource and Registered Student Organization (RSO) Fair (Optional) Student Union, <i>First Floor</i> | This is a great opportunity for students and families to learn about UCF resources, services, and Registered Student Organizations (RSOs). Meet with representatives from various departments to gather information about resources and interact directly with current students from various RSOs to learn about involvement opportunities on campus. |
| 3:00pm – 5:00pm | Student T-Shirt Pick-Up (Optional) Student Union, <i>First Floor</i> | STUDENTS ONLY: The best way to end Orientation: a t-shirt! Students: come get the official Orientation t-shirt and learn about how to become an Orientation Leader at UCF. You are officially a part of the Knight family now! |
| 3:00pm – 5:00pm | Student ID Card Pick-Up (Optional) Student Union, <i>Cape Florida Ballroom (3rd Floor; Room 316)</i> or Card Services, <i>Parking Garage B</i> | STUDENTS ONLY: When you’re ready to get your UCF ID Card, you have options! Either head to the Cape Florida Ballroom on the third floor of the Student Union to visit Card Services’ mobile station, or when you’re back at Parking Garage B to head home, you can visit their office attached to the garage. Please note: if you submitted a picture to Card Services AND it was approved before your Orientation date, your card will be ready for pick-up in the Cape Florida Ballroom on the 3rd floor of the Student Union; if it is not ready, no worries: you can take a picture and get it printed at either location before you head home. |

*Contents in gold boxes indicates both students and families and guests will be together.

*Meals provided with Orientation reservation: Lunch